

H4 | PRO

PROFESSIONAL HEATING FOR PROFESSIONAL SHOPS

SMART HEATING WITH PRECISION

The **H4PRO** offers preset configurations tailored to your service needs without giving up the manual control system.

Designed for precision, the **H4PRO** comes loaded with a number of specific programs dedicated to regular tasks.

From simple wheel bolts release to wheel alignment applications or customized OEM programs, easily select the job you need to work on, and **H4PRO** will automatically deliver the ideal set-up.



ACCURATE
AVOID OVERHEATING
SAFE

H4PRO IS DESIGNED FOR YOUR BUSINESS

The **H4PRO** enables controlled heating, ensuring that the nearby parts are kept undiminished.

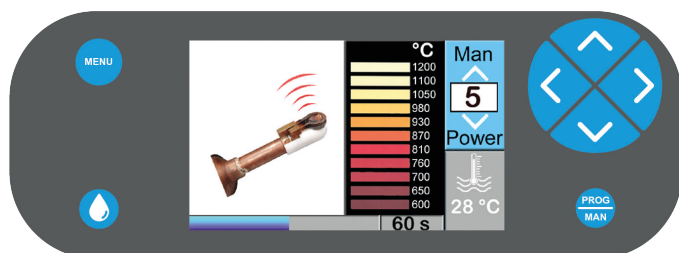
- Quickly loosen door sealings in your **collision body shop**
- Easily release rusty bolts and nuts in your **service workshop**
- Safely unfasten camber bolts and tie rods in your **tire or wheel alignment shop**
- The OEM preset program ensures the correct heating is applied according to the manufacturer's specifications, bringing confidence to your **dealership shop**

H4 | PRO

INTELLIGENT AND INTUITIVE SOFTWARE

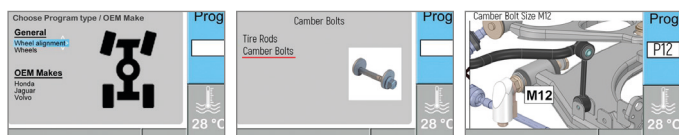
The **H4PRO** intuitive interface makes it simple to navigate through the 5-inch color display.

The **manual mode** offers five different power levels and a timer countdown to ensure safe procedures with the personalized configuration.

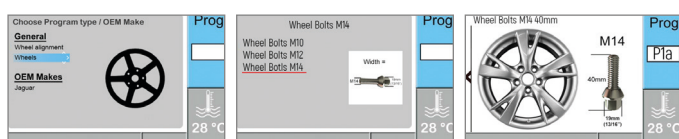


The **program mode** offers preset heating configurations according to the service application, avoiding overheating and parts damage.


WHEEL ALIGNMENT MODE



WHEEL BOLTS MODE



OEM MODE



INCREASED ACCESSIBILITY

With the extended **two-hand control**, work faster with one hand on the trigger button and the other on the induction handle.

UPGRADEABLE

The **H4PRO** offers an optional **High Duty Cycle** cooler trolley for extended operation time, increasing the duty cycle up to 60 minutes.

TECHNICAL SPECIFICATIONS

Input power	3,7kW
Main supply	204V, 1-phase, 50-60Hz
Working frequency	15-30kHz
Built-in water capacity	2 liters
Hose cable length	3 meters
Dimension (L x W x H)	440 x 325 x 320mm
Weight	13kg
Duty cycle max. power (20°C)	9 minutes
Water-cooled induction head	Yes
Heating preset programs	Yes
Timer countdown	Yes
Display	5-inch color screen

H4 | PRO

TSS TOTAL SHOP SOLUTIONS

Total Shop Solutions is a family of Snap-on® brands that brings together best-in-class automotive repair products from across the industry. From wheel balancers, wheel aligners and diagnostics, to brake lathes, automotive lifts, and collision repair, the brands of Total Shop Solutions offer a unique breadth of solutions to outfit any shop from floor to ceiling.