

CAR-O-LINER®

CAR-O-LINER

COLLISION REPAIR SOLUTIONS



OUR SOLUTIONS

THE ONLY CHOICE FOR FAST, ACCURATE, SAFE REPAIRS

Car-O-Liner is the leading global provider of high-quality, technologically-advanced collision repair equipment to the automotive aftermarket. For more than forty years we have supplied the industry with innovative solutions, technical development, training and customer support.

CAR-O-LINER SOLUTIONS

Electronic Measuring Systems

Comprehensive Vehicle Measurement Data

Alignment Benches and Frame Pulling Equipment

Vehicle Anchoring Systems

Spot and MIG/MAG Welding Systems

Induction Heating Systems

Riveting Systems

Workshop Organization and Inventory Control Solutions

Training and knowledge in modern collision repair techniques provided by Academy



GROW YOUR BUSINESS WITH OUR INTEGRATED SOLUTIONS

All of our systems and solutions are well-known for their high-quality, advanced technology and ergonomic design. By integrating our solutions with one another you will not only get a flexible, universal collision repair system, but will also be able to support the entire vehicle repair process, thereby reducing cycle times and increasing performance and profits.

Car-O-Liner is based in Sweden, with the head office in Gothenburg and manufacturing operations in Kungsör. Subsidiaries are located in Sweden, Norway, Great Britain, France, Italy, Germany, Thailand, India, China and the USA. Distributors can be found in nearly 70 countries worldwide.

CONTENTS

ALIGNMENT AND STRAIGHTENING.....	4-17
CDS™35	4
Speed™ 3T & Speed™ 3T Plus	6
Quick42™	8
BenchRack™ 5.5	11
BenchRack™ 6.3	14
Mark6™ Plus	16
EVO ANCHORING AND HOLDING SYSTEMS	18-19
CLAMPING AND ACCESSORIES.....	20-23
OEM Clamping	20
Clamps and Accessories	21
B73	22
B731	23
MEASURING	24-29
PointX® II	24
Car-O-Tronic®	26
Vision2™ Software	28
Car-O-Data®	28
Vision2™ Software Version Comparison	29
JOINING AND HEATING	30-37
CTR®9	30
CMI™300 MIG/MAG Welder.....	32
CMI™273 MIG/MAG Welder.....	33
CDR™1 Cosmetic Dent Repair Workstation	34
CH™37 & CH™100 Induction Heaters.....	35
H4PRO Induction Heater	35
RIVETING.....	36-37
PNP90™ / PNP90™ XT2 Riveting.....	36
CBR™2000	37
ESTIMATION BAY	38-39
WORKSHOP SOLUTIONS	40-43

CDS™35 DOUBLE SCISSOR LIFT

CDS™35 — the indispensable aid for all work requiring the vehicle to be lifted, including damage diagnosis, cosmetic dent repair and mechanical checks in general. It is a compact double-scissor lift designed to fit into any collision repair workshop. Combined with a PointX® II diagnostic measuring tool or the CDR™1 Cosmetic Dent Repair Workstation, it forms a specialized work place, where complete repairs are performed quickly and efficiently.

Drive or roll the vehicle over the lift, raise it to the necessary height and start damage diagnosis. Cosmetic damage can be repaired while the vehicle is on the lift. Are there service issues? The vehicle can remain on CDS™35 while these are addressed, as well.



- **POWERFUL** — lift up to 3,500 kg (max vehicle weight)
- **COMPACT DOUBLE SCISSOR LIFT** — space saving, takes less room than a standard 2-post lift
- **DRIVE-ON RAMPS** — may be used as platform extensions (330mm each side) with easy lock / unlock positioning. Ramps hinge down and away 54 degrees, allowing additional access
- **VERSATILE** — Use it to perform diagnostics, light cosmetic repair or service operations thereby shortening cycle times and increasing profits
- **COMPACT CONSOLE POWER UNIT** protects key electrical components, hydraulic pump unit and hydraulic synchronization controls
- **ERGONOMIC** — three console positions possible, to be decided during installation

CDS™35

SCOPE OF DELIVERY

PN	ITEM
50690	CDS™35 DOUBLE SCISSOR LIFT INC. POWER UNIT



OPTIONAL ACCESSORIES

	PN	ITEM
	50940	<p>1 X Stackable, Interlocking Pads, Set of 4 pieces Pad dimension (1): 109 x 133 x 44mm (L x W x H)</p> <p>Single stacked Height 44mm (1 set standard with lift) Double stacked Height 82mm (requires additional set) Triple stacked Height 120mm (requires additional set)</p>

SPEED™ 3T AND SPEED™ 3T PLUS

Speed up your repair process! Speed™ 3T is one of the most effective lighter weight benches on the market. Carrying up to 3 tons in weight, there isn't much that this bench can't tackle in the way of medium and cosmetic damage repair. It only takes a few seconds to set up the convenient draw aligner, which can be rotated 180° around the platform at one end and tilted 90° horizontally. Once pulling begins, the draw aligner finds the correct position. For more pulling power, there is the longer Speed™ 3T Plus bench, which allows the attachment of two draw aligners, one at either end.



SPEED™ 3T PLUS

Longer and with room for 2 draw aligners, one at either end



SPEED™ 3T

- **LIFT CAPACITY** — 3,000 kg | 6,600 lbs
- **5 TON DRAW ALIGNER** — with multi-angle pulling and 360° access, allows almost complete vehicle access
- **QUICK SETUP TIME** — increases workshop capacity
- **LOW PROFILE** — roll/drive the vehicle over the bench and get started right away on the repair
- **VERSATILE** — handles most types of damage and cosmetic damage repair
- **SINGLE SETUP** — the entire repair job can be completed using one bench, shortening cycle times and increasing profits
- **TWO MODELS** — **Speed™ 3T** or the longer **Speed™ Plus 3T** bring versatility to your workshop
- **TWO TYPES OF INSTALLATION** — aboveground or flush mounted provides versatility, from light service to damage repair

SYSTEMS SCOPE OF DELIVERY

PN	ITEMS	51111 SPEED 3T BLUE	51112 SPEED 3T GREY	51113 SPEED 3T PLUS BLUE	51114 SPEED 3T PLUS GREY
50802	BS15 Speed™ 3T Platform with Lift, Blue	1			
50802-11	BS15 Speed™ 3T Platform with Lift, Grey		1		
50803	BS16 Speed™ Plus 3T Platform with Lift, Blue			1	
50803-11	BS16 Speed™ Plus 3T Platform with Lift, Grey				1
50879	T617 Power Unit 400V 3Ph 50Hz, inc. T655 Hydraulic Oil	1	1	1	1
33045	D20 Speed™ Draw Aligner, Yellow	1		1	
33045-04	D20 Speed™ Draw Aligner, Grey		1		1
35885	D162 Cylinder & Pump for D20	1	1	1	1
33001	D201 Side Pull Support, Yellow	1		1	
33001-04	D201 Side Pull Support, Grey		1		1
32992	D92 Speed™ Down Pull	1	1	1	1
35898	B660 Bench Parts, Blue	1		1	
35898-11	B660 Bench Parts, Grey		1		1
32868	B637 Extension, Blue	4		4	
32868-11	B637 Extension 60, Grey		4		4
31040	T250 Cable Protector	2	2	2	2

OPTIONAL ACCESSORIES

	PN	ITEM
	46847	1 x B68 Drive-on Ramp Kit, 1400mm
	49643	1 x B69 Drive-on Ramp Kit, 1650mm
	50907	1 x WSS 2-Section Wall Module
	35815	1 x WSW90 Tool Wagon, Complete
	30096	1 x B106 Clamp Kit (Notice: 4 units needed)
	46870	1 x B68-1 Rubber Lifting Kit (4 x 30mm, 4 x 60mm & 4 x 80mm pcs)

QUICK42™ MASTER SYSTEM

Quick42™ is a phenomenal, multi-functional bench designed to manage every type of damage repair, productively and accurately. Compatible with the Car-O-Tronic® Vision2™ X3 measuring system and EVO™ Universal Anchoring and Holding System, the Quick42™ alignment bench system offers a complete repair solution, providing technicians with a time-saving process to easily diagnose, fixture and repair. With Quick42™ maximizing your bodyshop's repair capabilities and quality, your shop will experience enhanced output and increased customer satisfaction.



- **MASTER KIT** — covers a wide range of vehicles with the EVO™ System and clamping accessories
- **INTEGRATED POWER UNIT** — increases safety by keeping the floor clear of hydraulic hoses and air lines
- **10 TON DRAW ALIGNER CAPACITY** — with multi-angle pulling and 360° access
- **DRIVE-ON, REMOVABLE RAMPS** — lightweight for easy vehicle access, also allowing for quick anchoring of chassis clamps
- **OEM APPROVED** — meets a majority of equipment manufacturers' requirements/approvals
- **EFFECTIVE ANCHORING & HOLDING** — with the EVO™ universal system, no specific vehicle fixtures required
- **ACCURATE REAL-TIME MEASURING** — when used with CAR-O-TRONIC® VISION2™ X3 and CAR-O-DATA® electronic measuring system

SCOPE OF DELIVERY

PN	ITEM	
51115	QUICK42™ MASTER SYSTEM, BLUE includes:	
39748	Q42 Alignment Bench w/ Lift, 3 x 230/400v, Blue	1
42764	Q400 Ramp Kit (wide)	1
31040	T250 Cable Protector	3
39630	Q16 Draw Aligner w/ Cylinder Q161, 10 ton	1
39674	Q170 Hydraulic Jack Kit	1
39750	Q165 Hydraulic Hose	2
41146	Q201 Spacer Kit, 2 x 50, 2 x 100 & 2 x 150mm	1
30948	B61 Bench Parts, Blue	1
35889	T35 Chain Kit, 10 ton	1
30412	D90 Down Pull	1
30606	B147 Mounting Plate	4
30668	B213 Spacer, 50mm	4
30638	B248 Mounting Plate	4
33019	B285 Plate	4
30970	T61 Winch	1
35413	EVO™ 1 Basic Anchoring, Blue	1
35419	EVO™ 2 Extended Anchoring, Blue	1
35719	EVO™ 3 Universal Fixturing System, Blue	1
50909	WSS 4-Section Wall Module	1
36185-01	WSA340 Bench Mount Holder	1
30508	WSH90 Tool Holder Kit for WSW90	1
44194	WSH504 Tool Holder Set	1
49828	Magnetic Mat EVO™ 1-1	1
49829	Magnetic Mat EVO™ 1-2	1
35779	Tool Holder Set EVO™ 1	1
49832	Magnetic Mat EVO™ 2-1	1
49833	Magnetic Mat EVO™ 2-2	1
35780	Tool Holder Set EVO™ 2	1
49836	Magnetic Mat EVO™ 3-1	1
49837	Magnetic Mat EVO™ 3-2	1
35781	Tool Holder Set EVO™ 3-1	1
35782	Tool Holder Set EVO™ 3-2	1
46733	MC23 Car-O-Tronic® Vision2™ X3	1
39527	Car-O-Data®, 1 year subscription	1
39634	M74 Measuring Bridge, 4 m	1

QUICK42™ BASIC

Quick42™ is a phenomenal, multi-functional bench designed to manage every type of damage repair, productively and accurately. Compatible with the Car-O-Tronic® Vision2™ X3 measuring system, the Quick42™ Basic alignment bench system offers a flexible repair solution, providing technicians with a time-saving process to easily diagnose, fixture and repair. With Quick42™ maximizing your bodyshop's repair capabilities and quality your shop will experience enhanced output and increased customer satisfaction.



SCOPE OF DELIVERY

PN	ITEM	
51339	QUICK42™ BASIC SYSTEM includes:	
39748	Q42 Alignment Bench w/Lift, 3 x 230/400v, Blue	1
42764	Q400 Ramp Kit (wide)	1
31040	T250 Cable Protector	3
39630	Q16 Draw Aligner w/ Cylinder Q161, 10 ton	1
39674	Q170 Hydraulic Jack Kit	1
39750	Q165 Hydraulic Hose	2
41146	Q201 Spacer Kit, 2 x 50, 2 x 100 & 2 x 150mm	1
30948	B61 Bench Parts, Blue	1
35889	T35 Chain Kit, 10 ton	1
30412	D90 Down Pull	1

- **BASIC KIT** — gets you started with QUICK42™ in your workshop
- **INTEGRATED POWER UNIT** — increases safety by keeping the floor clear of hydraulic hoses and air lines
- **10 TON DRAW ALIGNER CAPACITY** — with multi-angle pulling and 360° access
- **DRIVE-ON, REMOVABLE RAMPS** — lightweight for easy vehicle access, also allowing for quick anchoring of chassis clamps
- **OEM APPROVED** — meets a majority of equipment manufacturers' requirements/approvals
- **COMPATIBLE** — with **EVO™ 1, 2 & 3** and the **CAR-O-TRONIC®** electronic measuring system

BENCHRACK™ 5.5 MASTER SYSTEM

The unsurpassable BenchRack™ combines drive-on convenience with a hydraulic lift and removable ramps. Add the tilt feature, which makes loading easier when approach space is limited, and you have the most versatile repair bench on the market. You will be able to repair each collision damaged vehicle that enters your shop, from slight cosmetic work to full-frame repairs. With three lengths to choose from, the BenchRack™ systems are designed for any type of unibody or full frame vehicle, from small cars to light trucks, vans and SUVs.



- **MASTER KIT** — covers a wide range of vehicles with the EVO™ System and clamping accessories

- **10 TON DRAW ALIGNER CAPACITY** — with multi-angle pulling and 360° access (*double the pulling power with an optional second draw aligner*)

- **REMOVABLE RAMPS** — allow easy access all around the vehicle

- **FLEXIBLE INSTALLATION** — pit or fixed mountings that meet the needs of all workshop sizes

- **EXCLUSIVE PILLAR JACKS** — threshold (rocker) supports to make mounting of vehicles fast, safe and easy

- **ACCURATE REAL-TIME MEASURING** — when used with CAR-O-TRONIC® VISION2™ X3 and CAR-O-DATA® electronic measuring system

- **EFFECTIVE ANCHORING & HOLDING** — with the EVO™ universal system, no specific vehicle fixtures required

- **CLAMPING ACCESSORIES** — provide strong, no-slip, safe holding for a wide range of vehicles

- **OEM APPROVED** — meets a majority of equipment manufacturers' requirements/approvals

BENCHRACK™ 5.5 MASTER SYSTEM

PN	ITEM	51118 BR 5.5 MASTER SYSTEM BLUE	51119 BR 5.5 MASTER SYSTEM GREY
34640	B83 Alignment Bench BR 5.5, Blue	1	
34640-31	B83 Alignment Bench BR 5.5, Grey		1
35879	T611 Power Unit 400V inc. T655	1	1
33989	Ramp Kit Wide for BR 5.5	1	1
34014	B633 Pillar Jack Kit, Blue	1	
34014-11	B633 Pillar Jack Kit, Grey		1
30346	D16 Draw Aligner, Yellow	1	
30346-04	D16 Draw Aligner, Grey		1
50572	D166 Cylinder & Pump for D16	1	1
31040	T250 Cable Protector	3	3
30948	B61 Bench Parts, Blue	1	
30948-11	B61 Bench Parts, Grey		1
30606	B147 Mounting Plate	4	4
30668	B213 Spacer, 50mm	4	4
30638	B248 Mounting Plate	4	4
33019	B285 Plate	4	4
35889	T35 Chain Kit, 10 ton	1	1
30412	D90 Down Pull	1	1
30970	T61 Winch	1	1
35413	EVO™ 1 Basic Anchoring, Blue	1	
35413-11	EVO™ 1 Basic Anchoring, Grey		1
35419	EVO™ 2 Extended Anchoring, Blue	1	
35419-11	EVO™ 2 Extended Anchoring, Grey		1
35719	EVO™ 3 Universal Fixturing, Blue	1	
35719-11	EVO™ 3 Universal Fixturing, Grey		1
50909	WSS 4-Section Wall Module	1	1
36185-01	WSA340 Bench Mount Holder	1	1
30508	WSH90 Tool Holder Kit for WSW90	1	1
44194	WSH504 Tool Holder Set	1	1
49828	Magnetic Mat EVO™ 1-1	1	1
49829	Magnetic Mat EVO™ 1-2	1	1
35779	Tool Holder Set EVO™ 1	1	1
49832	Magnetic Mat EVO™ 2-1	1	1
49833	Magnetic Mat EVO™ 2-2	1	1
35780	Tool Holder Set EVO™ 2	1	1
49836	Magnetic Mat EVO™ 3-1	1	1
49837	Magnetic Mat EVO™ 3-2	1	1
35781	Tool Holder Set EVO™ 3-1	1	1
35782	Tool Holder Set EVO™ 3-2	1	1
46733	MC23 Car-O-Tronic® Vision2™ X3	1	1
39527	Car-O-Data®, 1 year subscription	1	1
39635	M75 Measuring Bridge, 5 m	1	1

BENCHRACK™ 5.5 BASIC



SCOPE OF DELIVERY

PN	ITEM	
51116	BENCHRACK™ 5.5 BASIC SYSTEM, BLUE includes:	
34640	B83 Alignment Bench BR 5.5, Blue	1
35879	T611 Power Unit 400V inc. T655	1
33989	Ramp Kit Wide for BR 5.5	1
34014	B633 Pillar Jack Kit, Blue	1
30346	D16 Draw Aligner, Yellow	1
50572	D166 Cylinder & Pump for D16	1
31040	T250 Cable Protector	3
30948	B61 Bench Parts, Blue	1
35889	T35 Chain Kit, 10 ton	1
30412	D90 Down pull	1

- **BASIC KIT** — gets you started with **BENCHRACK™ 5.5** in your workshop
- **10 TON DRAW ALIGNER CAPACITY** — with multi-angle pulling and 360° access (*double the pulling power with an optional second draw aligner*)
- **REMOVABLE RAMPS** — allow easy access all around the vehicle
- **FLEXIBLE INSTALLATION** — pit or fixed mountings that meet the needs of all workshop sizes
- **EXCLUSIVE PILLAR JACKS** — threshold (rocker) supports make mounting of vehicles fast, safe and easy
- **COMPATIBLE** — with EVO™ 1, 2 & 3 and the CAR-O-TRONIC® electronic measuring system
- **CLAMPING ACCESSORIES** — provide strong, no-slip, safe holding for a wide range of vehicles
- **OEM-APPROVED** — meets a majority of equipment manufacturers' requirements/approvals

BENCHRACK™ 6.3 MASTER SYSTEM

The unsurpassable BenchRack™ is available in a 6.3 meter version that easily accommodates today's longer vehicles, SUVs, vans and light trucks. Extra wide drive-on ramps, and clamping accessories for most vehicles on the road today, are included for safe, secure vehicle mounting. The BenchRack™ system is available in both Car-O-Liner® blue and grey versions to meet your workshop specifications.



- **MASTER KIT** — covers a wide range of vehicles with the EVO™ System and clamping accessories

- **10 TON DRAW ALIGNER CAPACITY** — with multi-angle pulling and 360° access (*double the pulling power with an optional second draw aligner*)

- **REMOVABLE RAMPS** — allow easy access all around the vehicle

- **FLEXIBLE INSTALLATION** — pit or fixed mountings that meet the needs of all workshop sizes

- **EXCLUSIVE PILLAR JACKS** — threshold (rocker) supports make mounting of vehicles fast, safe and easy

- **ACCURATE REAL-TIME MEASURING** — when used with CAR-O-TRONIC® VISION2™ X3 and CAR-O-DATA® vehicle measurement database

- **EFFECTIVE ANCHORING & HOLDING** — with the EVO™ universal system, no specific vehicle fixtures required


- **CLAMPING ACCESSORIES** — provide strong, no-slip, safe holding for a wide range of vehicles

- **OEM APPROVED** — meets a majority of equipment manufacturers' requirements/approvals

PN	ITEM	51120 BR 6.3 MASTER SYSTEM BLUE	51121 BR 6.3 MASTER SYSTEM GREY
33907	B84 Base Frame, BR 6.3, Blue	1	
33907-31	B84 Base Frame BR 6.3, Grey		1
35879	T611 Power Unit 400V inc. T655	1	1
33990	Ramp Kit Wide for BR 6.3	1	1
34014	B633 Pillar Jack Kit, Blue	1	
34014-11	B633 Pillar Jack Kit, Grey		1
30346	D16 Draw Aligner, Yellow	1	
30346-04	D16 Draw Aligner, Grey		1
50572	D166 Cylinder & Pump for D16	1	1
31040	T250 Cable Protector	3	3
30948	B61 Bench Parts, Blue	1	
30948-11	B61 Bench Parts, Grey		1
30606	B147 Mounting Plate	4	4
30668	B213 Spacer, 50mm	4	4
30638	B248 Mounting Plate	4	4
33019	B285 Plate	4	4
35889	T35 Chain Kit, 10 ton	1	1
30412	D90 Down pull	1	1
30970	T61 Winch	1	1
35413	EVO™ 1 Basic Anchoring, Blue	1	
35413-11	EVO™ 1 Basic Anchoring, Grey		1
35419	EVO™ 2 Extended Anchoring, Blue	1	
35419-11	EVO™ 2 Extended Anchoring, Grey		1
35719	EVO™ 3 Universal Fixturing, Blue	1	
35719-11	EVO™ 3 Universal Fixturing, Grey		1
50909	WSS 4-Section Wall Module	1	1
36185-01	WSA340 Bench Mount Holder	1	1
30508	WSH90 Tool Holder Kit for WSW90	1	1
44194	WSH504 Tool Holder Set	1	1
49828	Magnetic Mat EVO™ 1-1	1	1
49829	Magnetic Mat EVO™ 1-2	1	1
35779	Tool Holder Set EVO™ 1	1	1
49832	Magnetic Mat EVO™ 2-1	1	1
49833	Magnetic Mat EVO™ 2-2	1	1
35780	Tool Holder Set EVO™ 2	1	1
49836	Magnetic Mat EVO™ 3-1	1	1
49837	Magnetic Mat EVO™ 3-2	1	1
35781	Tool Holder Set EVO™ 3-1	1	1
35782	Tool Holder Set EVO™ 3-2	1	1
46733	MC23 Car-O-Tronic® Vision2™ X3 Measuring	1	1
39527	Car-O-Data®, 1 year subscription		
39636	M79 Measuring Bridge, 6.1 m	1	1

MARK6™ PLUS

Mark6™ Plus is a mobile bench system with the added convenience of drive-on mounting. Simply roll/drive the car over the lifting platform, and the vehicle may be quickly raised to the most comfortable height for each repair operation. These ergonomic features increase efficiency and offer a productive working environment for technicians. The 10 ton draw aligner offers a 360° multi-angle pulling capacity of 2,800 kgs | 6,173 lbs.




- **10 TON DRAW ALIGNER CAPACITY** — with multi-angle pulling and 360° access (*double the pulling power with an optional second draw aligner*)
- **TRUCK CLAMPING** — accessories provide strong, no-slip, safe holding
- **ERGONOMIC APPROACH RAMPS** can easily be converted into wheel stands
- **EFFECTIVE ANCHORING & HOLDING** with the **EVO™** universal system, no specific vehicle fixtures required
- **ACCURATE REAL-TIME MEASURING** — when used with **CAR-O-TRONIC® VISION2™ X3** and **CAR-O-DATA®** vehicle measurement database

MARK6™ PLUS™

SCOPE OF DELIVERY

PN	ITEM	QTY.
51117	MARK6™ PLUS™ includes:	
50558	Mark6™ Plus Base Frame with Lift	1
35879	T611 Power Unit 400V 3Ph 50Hz, inc. T655 Hydraulic Oil	1
34429	T550 Ramp Kit	1
30176	B60 Bench Parts	1
30346	D16 Draw Aligner	1
50572	D166 Cylinder and Pump for D16	1
31040	T250 Cable Protector	2
30412	D90 Down Pull	1
35889	T35 Chain Kit, 10 ton	1

OPTIONAL ACCESSORIES

	PN	ITEM
	35829	EVO MK Adapter for Mark6™ Plus

EVO™ 1-2-3

MEET UNIQUE REPAIR REQUIREMENTS

EVO™ is a universal anchoring, holding and fixturing system. Each EVO™ System – 1, 2 and 3 – is made of an optimal number of components to be used alone or combined with one another to securely handle every anchoring, holding and fixturing situation that enters your shop. EVO™ works for every vehicle year, make and model, so you never have to pay traditional fixture costs. Fully integrated with Car-O-Liner® data and software, it is modular and upgradeable.

EVO™ 1 BASIC ANCHORING



EVO™ 2 EXTENDED ANCHORING



EVO™ 3 UNIVERSAL HOLDING & FIXTURING



EVO™ 1

SCOPE OF DELIVERY

PN	ITEM	QTY.
35413	EVO 1 BASIC ANCHORING SYSTEM, BLUE includes:	
35188	E100 Track Plate	1
30862	B626 Cam Lock	6
35191	E140 Down Pull/Chain Holder	1
35395	E130 Chain Holder	1
34783	E110 Tower 110	1
35063	E170 Tower 170	1
35065	E290, Tower 290	1
35074	E105 Hock Spanner	1
34784	E150-15 Adjustable Holder (short)	1
34785	E150-24 Adjustable Holder (long)	1
35418	E120 Lock Wedge	2
35068	E164 Nut	2

PN	ITEM	QTY
35194	E165 Gear Plate Set	2
35079	E166 "Plus" Plate	1
35192	E115 Multipurpose Clamp	1
35143	E190 Adapter for Bushing	1
35444	E191-10 Bushing 10	1
35445	E191-12 Bushing 12	1
35446	E191-14 Bushing 14	1
35447	E191-16 Bushing 16	1
35088	E125 Angle Holder, 90°	1
35390	E175 Torque Bar	1
35183	E177 Torque Bar Bracket	1
35550	EVO 1 Screw Kit, standard	1
35551	EVO 1 Screw Kit, special	1
35182	Holder	1

EVO™ 2

EVO™ 3

SCOPE OF DELIVERY

SCOPE OF DELIVERY

PN	ITEM	QTY.
35419	EVO 2 EXTENDED ANCHORING, BLUE includes:	
35188	E100 Track Plate	1
35187	E101 Track Plate Extension	1
30862	B626 Cam Lock	4
35064	E230 Tower 230	1
35066	E440 Tower 440	1
35416	E102 Cam Lock complete with washer	2
35068	E164 Nut	1
35194	E165 Gear Plate Set	1
35079	E166 "Plus" Plate	2
35196	E135 Angle Holder, adjustable	1
35392	E180 Rear Axel Bracket	1
35102	E181-12 Bushing 12	1
35112	E181-14 Bushing 14	1
35120	E181-16 Bushing 16	1
35121	E181-18 Bushing 18	1
35122	E182-12 Threaded Bushing, long 12	2
35123	E182-14 Threaded Bushing, long 14	2
35124	E182-16 Threaded Bushing, long 16	2
35125	E182-18 Threaded Bushing, long 18	2
35195	E185 Twin Bushing Holder	1
35127	E186-12 Rear Axel Bushing 12	1
35129	E186-14 Rear axel Bushing 14	1
35130	E186-16 Rear Axel Bushing 16	1
35131	E186-18 Rear Axel Bushing 18	1
35385	E176-20 Torque Bar Extension 200	1
35386	E176-40 Torque Bar Extension 400	1
35552	EVO™ 2 Screw Kit Standard	1
35553	EVO™ 2 Screw Kit Special	1
35418	E120 Lock Wedge	1
35126	Cup Holder	1
34784	E150-15 Adjustable Holder (short)	1

PN	ITEM	QTY.
35719	EVO 3 UNIVERSAL HOLDING & FIXTURING SYSTEM, BLUE includes:	
35066	E440 Tower 440	1
30862	B626 Cam Lock	4
34784	E150-15 Adjustable Holder (short)	1
34785	E150-24 Adjustable Holder (long)	1
35068	E164 Nut	2
35448	E191-18 Bushing 18	1
35449	E191-21 Bushing 21	1
35450	E191-22 Bushing 22	1
35451	E191-26 Bushing 26	1
35397	E300-50 EVO™ 3 Holder, complete	3
35602	E300 EVO™ Holder, without shaft (See E300-50)	1
35421	E300-30 EVO™ 3 Holder, short (See E300-50)	1
35423	E320 Lock Wedge with handle	3
35406	E330 Bracket Angle Holder 90°	1
35467	E310 Angle Holder 90°	1
35468	E340 Bracket Angle Holder	1
35401	E350 Mini Clamp	1
35412	E360 Universal Joint	1
35508	E370-8 Threaded Bushing 8	1
35221	E370-10 Threaded Bushing 10	1
35222	E370-12 Threaded Bushing 12	1
35223	E370-14 Threaded Bushing 14	1
35224	E370-16 Threaded Bushing 16	1
35509	E380-08 Threaded Cone Bushing 8	2
35215	E380-10 Threaded Cone Bushing 10	2
35216	E380-12 Threaded Cone Bushing 12	2
35217	E380-14 Threaded Cone Bushing 14	2
35218	E380-16 Threaded Cone Bushing 16	2
35220	E380-00 Threaded Cone Bushing	1

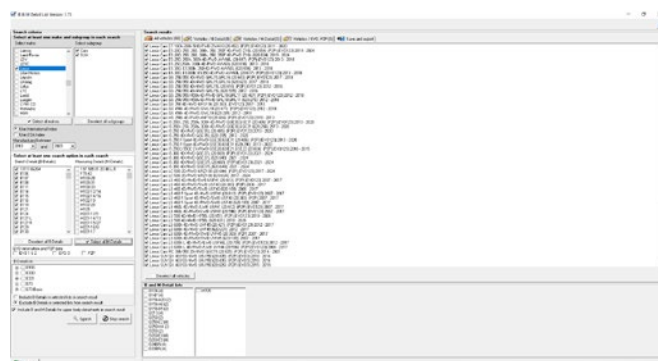
CLAMPS AND ACCESSORIES

OEM-CLAMPING

PN	ITEM	QTY.
51173	VOLKSWAGEN AUDI 2021-2022 CARS-SUV	
48140	B263 Mounting Pin, Complete	4
34507	B274 Backplate	2
42275	B279 Shim Ø 60	4
49523	B296 Pin Kit Audi e-tron	4
51174	BMW 2012-2022 CARS, MPV	
47056	B248-A10 Excenter	4
34504	B276 Stud	4
47534	B287 Dowel	4
51175	MERCEDES-BENZ 2012-2022 CARS-SUV EXCL. G,X,V CLASS, TRUCKS, VAN, CAB	
30633	B248-A2 Peg A2	4
39661	B248-85 Bracket	4
49859	B248-A9 Bracket	4
51176	PORSCHE 2012-2022 CARS, SUV	
48140	B263 Mounting Pin, Complete	4
42275	B279 Shim Ø 60	4
51177	JAGUAR-LAND ROVER 2012-2022 CARS,SUV INCL. ALUMINUM	
30717	B250-E2 Clamping Jaw	8
30706	B250-G1 Top back	2
30695	B250-H1 Spacer Block	4
30714	B250-H4 Spacer Block	4
44873	B107 Clamping Plate Alu	4
33938	B269 Chassis Clamp Jaguar XJ	4
51178	FORD 2012-2022 CARS, MPV	
34507	B274 Backplate	2
34868	B277 Clamp	2









PN	ITEM	QTY.
51179	TESLA 2012-2022 CARS	
45883	Clamping kit (incl. 4 x B248-A7)	1
50564	Clamping kit (incl. 4 x B248-A11)	1
51180	FERRARI 1960-2022 CARS	
48140	B263 Mounting Pin	4
51181	RENAULT 2012-2022 CARS, SUV	
33664	B267 Chassis Clamp Renault	2
33663	B268 Chassis Clamp Renault	2
34578	B271L Clamp, cpl.	1
34583	B271R Clamp, cpl.	1
51183	HYUNDAI KIA 2012-202 CARS, MPV	
32856	B264 Mounting Plate	2
34507	B274 Backplate	2
34868	B277 Plate	2
51184	OPEL 2012-2022 CARS, SUV	
34507	B274 Backplate	2
CLAMPING + MEASURING SET FOR ALUMINUM 2012-2022		
41629	VAS 6600	1

For other OEMs, year, vehicle types & models use the B&M Details software.




NOTE: These OEM clamping kits do not represent all available clamping, and may be limited by model and year. Speak with your salesman for more information.

PULLING CLAMPS & ACCESSORIES

	PN	ITEM	
	44214	T48 Support Stand complete with T50 Multipad 360 X 115 X 50mm	2
	32220	T825 Pulling Claw	1
	32221	T826 Slide Hammer, use with T825	1
	32213	T815 Pulling Clamp, 10 Ton	1
	32215	T818 Pulling Clamp, 5 ton for angled pulling	1
	32216	T819 Pulling Clamp, 6 ton	1
	32218	T821 Arco Clamp	1
	32219	T824 Sliding Clamp	1

PULLING CLAMP KIT




SCOPE OF DELIVERY

PN	ITEM	QTY.
51244	1 X PULLING CLAMP KIT includes:	
51245	Double Claw Chain Shortener	1
32209	T810 Multi-hole Pull Plate	1
32210	T812 Bolt-on-clamp in high-strength steel	1
32211	T13 Autoblock 60mm - Self-locking pull clamps	1
32212	T14 Autoblock 100mm - Self-locking pull clamps	1
34638	T10 Pull Hook Set	1
30541	T11 Accessories for T10	1
11548	Right angle pull clamp	1
32213	T815 Pulling Clamp, 10 ton	1
32214	T816 Swivel pull clamp	1
30598	T73 Rapid hook - High-strength steel, small	1
32225	T840 Pull ring - Tubular-shaped rope in polyester	3

CLAMPS AND ACCESSORIES

B73 BASIC TRUCK CLAMPING




SCOPE OF DELIVERY

PN	ITEM	QTY.
35890	B73 BASIC TRUCK CLAMPING includes:	
30649	B156-B3 Threaded Bushing	2
30651	B156-A2 Adapter, Fast Part	2
30656	B156-B5 Threaded Bushing	2
30657	B156-A5 Adapter	2
30658	B156-A6 Adapter	2
30660	B156-B6 Threaded Bushing	2
30662	B156-A10 Threaded Bushing	2
30664	B156-B10 Threaded Bushing	2
30665	B156-B11 Threaded Bushing	2
30695	B250-H1 Spacer Block	2
30696	SP01 Nut bar	4
30701	SP02 Spacer	4
30714	B250-H4 Spacer Block	2

PN	ITEM	QTY.
31509	Washer BRB 21 x 37 x 3 FZB	2
31540	Nut MM 20 Class-8 FZB	2
32258	B156-A14 Adapter	2
30668	B213 Spacer, 50mm	2
30715	B260-E4 Clamping Jaw	4
30716	B260-E5 Clamping Jaw	4
30717	B250-E2 Clamping Jaw	4
30718	B250-E1 Clamping Jaw	4
30706	B250-G1 Top back	2
30719	Screw M20 x 220	4
30720	Screw M20 x 320	4
30722	B250 Frame Clamp	2
30724	B260 Clamp	2

B731 TRUCK CLAMPING KIT



SCOPE OF DELIVERY

PN	ITEM	QTY.
49944	B731 TRUCK CLAMPING KIT includes:	
30651	B156-A2 Adapter, Fast Part	2
30652	B156-A3 Adapter, Fast Part	2
30653	B156-C1 Washer	2
30656	B156-B5 Threaded Bushing	2
30658	B156-A6 Adapter	2
30660	B156-B6 Threaded Bushing	2
30662	B156-A10 Threaded Bushing	2
30665	B156-B11 Threaded Bushing	2
30696	SP01 Nut bar	4
30701	SP02 Spacer	6
30706	B250-G1 Top back	2
30707	B250-G2 Block	2
30714	B250-H4 Spacer Block	4
31509	Washer BRB 21 x 37 x 3 FZB	2
31540	Nut MM 20 Class-8 FZB	2
32258	B156-A14 Adapter	2
33642	B250-H6 Spacer Block	4

PN	ITEM	QTY.
49038	B156-A18 A-Adapter	2
49039	B156-B17 B-Adapter	2
50058	B156-A20 Adapter	2
30716	B260-E5 Clamping Jaw	4
30717	B250-E2 Clamping Jaw	6
36440	B250-G3 Wedge	2
36444	B156-B14 Threaded Bushing	2
36445	B156-B15 Threaded Bushing	2
36448	E141 Clamp support	2
49961	B250-E21 Clamping Jaw	2
49962	B260-E91 Clamping Jaw	4
30719	Screw M20 x 220	4
30720	Screw M20 x 320	4
30772	B250 Frame Clamp	2
30724	B260 Clamp	2
35390	E175 Torque Bar	2
35395	E130 Chain Holder	2

MEASURING SYSTEMS

POWERFUL AND ACCURATE SYSTEMS FOR PERFECT REPAIR RESULTS

When it comes to measuring systems for diagnostic and/or repair work on collision-damaged vehicles Car-O-Liner® is the world leader. We offer electronic measuring systems that will speed up the repair process, increase repair quality and give higher revenues for your body shop. Pair our measuring instruments and Vision2™ software with Car-O-Data®, the world's leading vehicle information database, and you have the most powerful measuring solutions available today.

POINTX® II DIAGNOSTIC MEASURING TOOL

The PointX® II measuring tool gives fast and accurate diagnostic measuring so that you can start and complete the repair faster than ever before. The lightweight, straightforward and efficient arm combined with Car-O-Data®, the world's most comprehensive vehicle database, and our Vision2™ PointX® software gives you an affordable measuring system that allows you to accurately and quickly target measuring points.



- **PHOTO-BASED SYSTEM** — helps you to quickly find correct measuring points and guides you through the entire process
- **EASY TO LEARN, USER FRIENDLY** — process oriented software and magnetic adapter
- **BLUETOOTH COMMUNICATION** — makes it easy to work with Vision2™ PointX® software
- **UPPER BODY POINT-TO-POINT MEASUREMENT** — capability for all-round measuring capability

SCOPE OF DELIVERY

PN	ITEM	QTY.
48432	POINTX® II MEASURING TOOL - COMPLETE WITH EXTENSION AND ADAPTER KIT includes:	
45518	Lockable Case	1
45029	M105 Magnetic Mounting	1
49651	Vision2™ PointX® with 1 year Car-O-Data subscription	1

POINTX® II + STORAGE CABINET

FLEXIBLE - ORGANIZED - ERGONOMIC



Extra shelf included.

- **SIDE STORAGE** — for the PointX® II, the extension and 600mm tube
- **SCREEN MOUNT** — keeps computer screen at comfortable viewing height
- **FIRST DRAWER** — space for keyboard, mouse and small laptop
- **SECOND DRAWER** — storage for extra accessories
- **THIRD DRAWER** — organize measuring tubes, adapter kits and magnetic holder
- **CABINET STORAGE** — space for computer, electric source etc. *(Extra shelf included)*

SCOPE OF DELIVERY

PN	ITEM	QTY.
50980	POINTX® II MEASURING TOOL + CABINET - COMPLETE WITH POINTX EXTENSION AND ADAPTER KIT includes:	
50626	PointX® II Storage Cabinet	
45029	M105 Magnetic Mounting	1
48435	PointX® II Extra Adapter Kit	1
49651	Vision2™ PointX®, with 1 year Car-O-Data subscription	1


MEASURING SYSTEMS

CAR-O-TRONIC® VISION2™ MEASURING SYSTEMS

Car-O-Tronic® Vision2™ is the most powerful electronic measuring system for collision damage repair available on the market today. The sensor-equipped measuring slide with a built-in versatile remote control¹, transmits real-time data three times per second to the Vision2™ software. Compatible with nearly any alignment bench, this wireless communication allows the operator to manage the entire

measuring process without having to be at the computer. Backed by Car-O-Data™, our comprehensive photo-based vehicle measurement database, Car-O-Tronic® Vision2™ simplifies measuring point targeting for quick, accurate diagnosis and repair.

¹Remote control features vary according to hardware version.



- **COMPATIBLE** — with nearly any frame system
- **INTEGRATED REMOTE CONTROL** — puts the work at your fingertips
- **SENSORS IN EACH JOINT** — deliver real-time data 3 times per second
- **PRECISE, 3D MEASUREMENTS** — for all under- and upper- body locations
- **COMPREHENSIVE VEHICLE DATABASE** — for over 18,000 cars, trucks and SUVs using **CAR-O-DATA™** vehicle information
- **WIRELESS** — no targets, sensors or lasers
- **SUPPORT FOR EFFICIENT ANCHORING AND HOLDING** - with the **EVO™** universal system - no vehicle specific equipment required
- **PHOTO-BASED** — offers easy point identification
- **SUSPENSION CHECK** — determines if there are any bent suspension parts
- **WORLDWIDE VIN DECODING** — makes it easy to find correct vehicle in database

CAR-O-TRONIC® VISION2™ X1 - X2 - X3



SCOPE OF DELIVERY

PN	ITEM	46731 (MC21) CAR-O-TRONIC® VISION2™ X1	46732 (MC22) CAR-O-TRONIC® VISION2™ X2	46733 (MC23) CAR-O-TRONIC® VISION2™ X3
34572	M90 Car-O-Tronic® Measuring Arm (includes M705 High Measuring Point Adapter)			1
36424	M78 Car-O-Tronic® Measuring Arm (includes M705 High Measuring Point Adapter)		1	
36487	M76 Car-O-Tronic® Measuring Arm	1		
49741	M85 Cabinet	1	1	1
33493	M741 Battery Charger	1	1	1
31259	M62 Measuring Parts	1	1	1
46688	SW51 Vision2™ X1	1		
46691	SW52 Vision2™ X2		1	
46695	SW53 Vision2™ X3			1

NECESSARY ADDITIONAL EQUIPMENT

39527	Car-O-Data®, 1 year subscription			
39634	1 x M74 Measuring Bridge, 4 m (Quick42™, BENCHRACK 4.2)			
39635	1 x M75 Measuring Bridge, 5 m (BenchRack™ 5.0, 5.5)			
39636	1 x M76 Measuring bridge, 6.1 m (benchrack™ 6.3)			

HARDWARE FEATURES	CAR-O-TRONIC® M2 + VISION2™ X1	CAR-O-TRONIC® M22 + VISION2™ X2	CAR-O-TRONIC® M23 + VISION2™ X3	BENEFITS
Click in battery/batteries	X	X	X	No downtime, just click on the other charged battery
Plug in slot/measuring adapters	X	X	X	More accurate measures
Wireless	X	X	X	Cable free
Smart LED	X	X	X	Measuring point location assistant
HMP (high measurement point) accessory		X	X	Quick upper body diagnosis
Built-in remote control			X	Measuring procedure from distance
Endless rotation			X	Continuous 360° movement
SOFTWARE FEATURES				
Work order form	X	X	X	Keep a repaired vehicle database
Complete vehicle index list	X	X	X	Structured vehicle search reference
Vehicle damage analysis	X	X	X	Graphic representation to diagnose vehicle damage
ASP (automatic search point)	X	X	X	Reduces incorrect choice of measuring points
Measuring during pulling	X	X	X	Real time repair monitoring (3 times/sec)
Absolute and comparative measuring mode	X	X	X	Enhances diagnosis of points on the vehicle
Documentation as print-outs	X	X	X	Comprehensive printouts as hardcopy documentation
Guide and instruction manual	X	X	X	Assists in the learning process
Backup	X	X	X	Safely store a database of repairs
VisionWeb support	X	X	X	Online troubleshooting
Upper body measuring mode	X	X	X	Allows repair of upper body damages
Info center	X	X	X	Software information database
Repair info	X	X	X	Complete information on each work order
Online updates	X	X	X	Up-to-date information
Auto screen resolution adjustment	X	X	X	Resolution sets automatically, user friendly
Import/export of work order	X	X	X	Supports several systems
handEye	X	X	X	Smartphone/tablet application
Vehicle and measuring points photo database	X	X	X	Quick vehicle and measuring point identification
Chassis drawings	X	X	X	Clearly identify damage
Automatic centering	X	X	X	Quality, process control
EVO 1, 2, 3 support (holding and anchoring)			X	Multimedia step-by-step setup information
Ball joint measuring			X	Quick wheel suspension diagnosis
Suspension check			X	Reduction of rework, saves time
Surface damage diagnosis			X	Surface repair estimation
VIN Decoding			X	Fast vehicle identification
Visual setup/clamping information			X	Detailed clamping and setup information
Point-to-point data, unibody and full frame			X	Fast diagnosis to save time

JOINING AND HEATING

CTR[®]9

FULLY AUTOMATIC RESISTANCE SPOT WELDER

The CTR[®]9 fully automatic welder comes with a new, revolutionizing light-weight transformer gun. With its 355° swivel handle and ergo-grip, it enables perfect working positions for anyone, for any job. The gun is supported by a telescopic arm in a durable and lightweight extruded Aluminum that can be easily adjusted both vertically and horizontally. A compact power unit with a low center of gravity gives mobility and stability; a 16,000 amp transformer and CANBUS communication ensure a perfect weld every time.




















PN	ITEM
48574	CTR [®] 9 3x400V (incl. accessories)
48570	CTR [®] 9 3x208V (incl. accessories)
49161	CTR [®] 9 3x230V (incl. accessories)
48572	CTR [®] 9 3x460V (incl. accessories)

SCOPE OF DELIVERY

	PN	ITEM
	49317	C-YOKE 40mm, water cooled
	49318	C-YOKE 80mm, water cooled
	49319	C-YOKE 350mm, water cooled
	49320	C-YOKE 500mm, water cooled
	44962	SUPPORT ARM WITH INTEGRATED BALANCER BLOCK Horizontally and vertically telescopically extendable. Arm height adjustable from 1.90 to 2.40 meters (from the ground). Arm length adjustable from 1.20 to 1.55 m
	48576	ELECTRODE KIT
	33944	HIGH-TECH FLUID 3L Concentrate

OPTIONAL ACCESSORIES

	PN	ITEM
	50300	SHELF AND CLIP KIT Shelf kit includes 3 shelves, 2 rotatable and 1 fixed, with rubber mats. The Clip kit includes 4 clips, 2 for vertical and 2 for horizontal attachment.
	50343	DUST COVER Polyester/PU coating
	49803	A-TONG + ADAPTER
	49905	MULTIFUNCTION GUN SET: <ul style="list-style-type: none"> • Multifunction spot welding gun • Workpiece cable with CTR®9 trigger connector • 2,500mm ground cable • Pulling hammer • Accessories box
	49907	MULTIFUNCTION GUN: <ul style="list-style-type: none"> • Spot gun with pulling hammer • Workpiece cable with CTR®9 trigger connector • 2,500mm ground cable
	49120	MULTIFUNCTION ADAPTER: Trigger connector adapter for CTR®7 /CTR®12000
	36590	WELDLOGGER PC SOFTWARE Software for documentation and registration of welding data. Records welding current, time, date, program and result. Creates work orders. Print out via USB.

	PN	ITEM
	50923	C-ARM RUBBER INSULATOR KIT 40: <ul style="list-style-type: none"> • 2 x 8mm clips, left • 2 x 8mm clips, right
	50924	C-ARM RUBBER INSULATOR KIT 80: <ul style="list-style-type: none"> • 1 x outer cover • 4 x 8mm clips, left • 4 x 8mm clips, right
	50925	C-ARM RUBBER INSULATOR KIT 350/500/600: <ul style="list-style-type: none"> • 1 x inner cover 8mm/350 • 1 x outer cover 8mm/350 • 4 x 8mm clips, left • 4 x 8mm clips, right
	50926	C-ARM RUBBER INSULATOR KIT 350/500/600: <ul style="list-style-type: none"> • 1 x inner cover 8mm/500 • 1 x outer cover 10mm/500 • 2 x 8mm clips, left • 2 x 8mm clips, right
	50928	COMPLETE RUBBER INSULATOR KIT: 1 x each kit: 40, 80, 350 and 500
	50929	8mm CLIPS 20 pair, left & right
	50930	10mm CLIPS 20 pair, left & right
	47033	Electrode cap std., 13 mm, 10 pcs
	47034	Electrode cap. BMW, 16 mm, 10 pcs.
	47035	Electrode cap. VAS6775A, 16 mm, 10 pcs.

For additional accessories and spare parts see the CTR®9 and CTR®7 & CTR12000 Spare parts lists.

JOINING AND HEATING

CMI™300 MIG/MAG WELDERS


A COMPACT, FULLY DIGITAL WELDER IN 3 VERSIONS

The CMI™300 includes 36 pre-set programs. These programs meet the requirements for welding and brazing of the high-tensile steel and Aluminum used in the auto industry. The CMI™300 Pulse features double pulse for welding and brazing – a function required by many of our OEMs. The CMI™300 Pulse is available in three versions: SINGLE, DUO and TRIO. The DUO version has room for two 5kg wire coils and the TRIO version for three 5kg wire coils, providing easy switch-over between operations without change of hose, wire, wire drive rolls and gas.




Shown with optional Overhead Torch Holder

SCOPE OF DELIVERY

	PN	ITEM	WELDING GUN AND HOSE	WIRE LINER	WIRE FEEDER
 ML150 ML240 Twist	49573	CMI™300 PULSE SINGLE 3x400V	ML240, TwistR, 3 m, 1.2 Alu nozzle	Teflon 1.2 - 1.6	U-1.2
	49574	CMI™300 PULSE DUO 3x400V	ML150 Twist, 3 m, 0.8 nozzle	Steel 0.8 - 1.0, Blue	V-0.8
			ML240 Twist 3 m, 1.2 Alu nozzle	Teflon 1.2 - 1.6	U-1.2
49575	CMI™300 PULSE TRIO 3x400V	ML150 Twist 3 m, 0.8 Fe nozzle	Steel 0.8 - 1.0, Blue	V-0.8	
			ML240 Twist, 3 m, 1.2 Alu nozzle	Teflon 1.2 - 1.6	U-1.2
			ML240 Twist, 3 m, 1.0 Cu nozzle	Teflon 0.8 - 1.2	U-1.0

OPTIONAL ACCESSORIES

	PN	ITEM
	49503	TORCH HOLDER For duo and trio models

Wire and additional accessories may be found in the Joining and Heating catalog.

CMI™273 MIG/MAG WELDERS

AUTO-PULSE TECHNOLOGY FOR ADVANCED PULSE WELDING

The CMI™273 welders have auto-pulse technology for advanced pulse welding of Aluminum and are designed for all materials and individual welding applications, including high-strength steel. The exceptional 4-wheel wire feed system provides a smooth, reliable wire feed even on softer wires such as Aluminum or with MIG brazing. With two torches, the CMI™ Twin models offer an easy switch-over between welding and brazing operations without having to change hoses, wires, wire drive rolls or gas.



SCOPE OF DELIVERY

	PN	ITEM	GUN AND HOSE	WIRE LEADS	WIRE FEEDER
 ML150	46446	CMI™273 3x400V	ML240 Twist R 4 m 0,8 nozzle	Steel 0.8-1.0, Blue	V-0.8
	46442	CMI™273 TWIN 3x400V	ML240 Twist R 4 m 0,8 nozzle ML240 Twist R 3 m 1,0 ALU nozzle	Steel 0.8-1.0, Blue Teflon 1.2 - 1.6	V-0.8 U-1.0
 ML240 Twist	46448	CMI™273 PULSE 3x400V	ML240 Twist R 4 m 1,0 ALU nozzle	Teflon 1.2 - 1.6	U-1.2
	46450	CMI™273 PULSE TWIN 3x400	ML150 Twist R 4 m 0,8 nozzle ML240 Twist R 4 m 1,0 ALU nozzle	Steel 0.8-1.0, Blue Teflon 0.8 - 1.0	V-0.8 U-1.0

Wire and additional accessories may be found in the Joining and Heating catalog.

JOINING AND HEATING




CDR™1 COSMETIC DENT REPAIR WORKSTATION

The CDR™1 is a value-packed repair cart that allows technicians to quickly and efficiently provide professional repairs of small to medium autobody damage. These quick cosmetic collision repairs generate good margins, faster cycle times and a decreased need for investments in expensive, heavy equipment.



CDR™1 BASIC





50522

	Toolboard, incl. CR235 Combi Spotter, Handpuller Steel, Handpuller Aluminum, Carbon fiber pull bars, 50, 100 & 160cm, 4 claws six fingers, 1 fast pull unit, 3 screw pull units, 3 support stands
	Steel Consumables and accessories
	ALU Consumables and accessories

For complete details on all systems see the *Joining and Heating* catalog.






CDR™1 ADVANCED

50709

	Toolboard, incl. CR235 Combi Spotter, Handpuller Steel, Handpuller Aluminum, Carbon fiber pull bars, 50, 100 & 160cm, 4 claws six fingers, 1 fast pull unit, 3 screw pull units, 3 support stands
	Steel Consumables and accessories
	ALU Consumables and accessories
	Consumables and accessories for Glue Art. No. 50523

CDR™1 MASTER

50710

	Toolboard, incl. CR235 Combi Spotter, Handpuller Steel, Handpuller Aluminum, Carbon fiber pull bars, 50, 100 & 160cm, 4 claws six fingers, 1 fast pull unit, 3 screw pull units, 3 support stands
	Steel Consumables and accessories
	ALU Consumables and accessories
	Consumables and accessories for Glue Art. No. 50523
	Holding Kit & Push/Pull Kit Art. No. 50524 Note! The Drill Kit in the Holding Kit is Optional

H4PRO

MOBILE INDUCTION HEATER

The H4PRO mobile induction heater can be used anywhere it is needed. The heat control interface ensures safe heating. Use the connectable interface to set up the H4PRO in the HCD Cooler Trolley (optional). The trolley is the perfect solution for regions with warmer climates and larger heat- and time-consuming operations.



H4PRO

COOLER TROLLEY

TRANSPORT TROLLEY

CH™37 & CH™100

TORCHLESS HEATING SOLUTIONS

The CH™37 has a unique regulation and control system featuring five power levels, making it nearly impossible to overheat. The high-power CH™100 induction heater can be used in the same way as a gas torch, but with little risk of damaging nearby components.



CH™37

CH™100




SCOPE OF DELIVERY

PN	ITEM
51277	H4PRO INDUCTION HEATER, 3.7KW, 1x230V
OPTIONAL EQUIPMENT	
51278	HDC COOLER TROLLEY, INC. 20L WATER TANK
51279	TRANSPORT TROLLEY H4PRO

SCOPE OF DELIVERY

PN	ITEM
36563	CH™37 INDUCTION HEATER, 3.7KW, 1x208 - 240V , 50-60HZ
45330	CH™100 INDUCTION HEATER, 10KW, 3x400V, 50-60HZ
45331	CH™100 INDUCTION HEATER, 10KW, 3x200V, 50-60HZ

SPARE PARTS

PN	ITEM
39595	 Angled inductor head (std)
39591	 Straight inductor head
39498	 Field amplifier angled ind.

PN	ITEM
39947	 Field amplifier straight ind.
33944	 High-tech fluid, 3L Concentrate (CH37 / CH100)
51376	 Coolant LRA5, 5 L (H4PRO)

RIVETING

PNP90 XT² | PNP90

UNIVERSAL OEM-APPROVED RIVETING SYSTEM

The premier PNP90 XT² is an adjustable 10 ton pneumatic-hydraulic system for riveting and pressing out self-piercing rivets. The standard PNP90 has a pushing force of 6 tons. Blind rivet capability is also available to run from the same system. The equipment's universal OEM rivet technology enables adaption of various attachments for different OEM homologated applications.



PNP90 XT²



PNP90




Detailed information on the kit contents may be found in the PNP90 XT² and PNP90 Spare Parts list.

SCOPE OF DELIVERY






PN	ITEM
48109	PNP90 XT² + BLIND RIVET GUN Includes PNP90 XT2 (48107) plus: Blind Riveting Tool Kit 25 kN, Blind Riveting Tool BNW25, Blind Rivet Nuts Tool Kit BNW 25 kN, Accessories Universal Adaption, Operating Unit, Assembly Spanners, Aid and Ejectors
48107	PNP90 XT² RIVET GUN, 10 TON PNP90 XT ² with pressure limitation, Hydraulic Actuator XT ² , Adapter Kit 60 kN, Rivet Clamp NB45, Hose Package Duo, DN4, Handle MB, Riveting Tool Kit with 1 "Punching" & Riveting Tool Kit and 2 "Form Flow Rivets"
48416	PNP90, RIVET GUN, 6 TON PNP90 w/ pressure intensifier, Hydraulic Gun, Rivet Clamp NB40, 2 x Locking Pins
48112	BLIND RIVET GUN + BASIC TOOL KIT Blind Riveting Tool BNW25 with Universal Adaption and Mandrel Collector, Accessories Universal Adaption, Operating Unit & Assembly Spanners
48150	BLIND RIVET GUN + EXTENDED TOOL KIT Blind Riveting Tool BNW25, Blind Riveting Tool Kit 25 kN, Blind Rivet Nuts Tool Kit BNW 25 kN, Accessories Universal Adaption, Operating Unit, Universal Adapter, Assembly Spanners & Aid, Ejector, Hose Package, DN6

OPTIONAL ACCESSORIES


STORAGE CART RIVET SYSTEM

	PN	ITEM
	48210	RIVETING STORAGE CART Cart, cpl.: 4 drawers with custom designed foam inserts to safely hold all system tools, parts and supplies in place.

RIVET CLAMPS

	PN	ITEM
	45711	NB115 RIVET CLAMP, 6 TON
	45712	NB230 RIVET CLAMP, 6 TON
	48080	NB130 RIVET CLAMP, 10 TON
	48081	NB240 RIVET CLAMP, 10 TON
	45752	SPACER FOR NB230


CASES

	PN	ITEM
	48100	CASE: BLIND RIVET TOOL
	48099	CASE: CLAMPS 48080 / 48081







UPGRADE KIT

	PN	ITEM
	48111	PNP90 TO PNP90 XT2 UPGRADE KIT Hydraulic Actuator XT2, Rivet Clamp NB45, Hose Package Duo-DN4, Handle MB, Riveting Tool Kit with 1 "Punching", Riveting Tool Kit and 2 "Flow Form Rivets" & Adapter Kit 60 kN


RIVETING KITS

	PN	ITEM
	48105	BLIND RIVETING NUTS TOOL KIT (for 48112)
	48106	BLIND RIVETING TOOL KIT for setting all rivets using the ejector (for 48112)

RIVETING KITS - OEM SPECIFIC


	PN	ITEM
	45709	MANDREL KIT BMW
	48188	MANDREL KIT FORD
	48151	MANDREL KIT JAGUAR/LAND ROVER
	49411	SELF-PIERCING RIVETING TOOL SET JAGUAR/LAND ROVER XT ²
	48101	MANDREL KIT MERCEDES-BENZ Punching
	48102	MANDREL KIT MERCEDES-BENZ form flow rivets
	48161	MANDREL KIT VOLKSWAGEN/AUDI

CONSUMABLES

	PN	ITEM
	45720	ELASTOMER RINGS

CBR™2000

CBR™2000 is a professional, battery-driven riveting tool for mounting pop rivets up to Ø 6.4 mm. Thanks to its brushless motor and a setting force of 20,000 N, this riveting tool is perfect for mounting structural pop rivets.

	PN	ITEM
	49712	BLIND RIVET TOOL CBR™2000, CPL. 1 BATTERY
	49713	BLIND RIVET TOOL CBR™2000, CPL. 2 BATTERIES

ESTIMATION BAY

ACCURATE DAMAGE ESTIMATION CENTER FOR FASTER REPAIRS

Damage inspection and the Estimation Bay play key roles in efficient collision repair work. The higher the quality of the inspection and estimation completed in the Estimation Bay, the greater the effectiveness of the repair shop.

The estimation bay and the inspection that occurs there are of crucial importance for all further work happening in the workshop. This area must contain the proper equipment to perform an adequate inspection and estimation. An inadequate inspection could lead to further repairs in the future, which negatively affects the repair chain by creating additional administration, potential increases in lead time and reduced workshop effectiveness.

Car-O-Liner® offers a range of solutions for equipping a complete Estimation Bay. Below is the CDS™35 Double Scissor Lift, the PointX® II with storage wagon and a WSS 2-wall module with storage cabinet and hooks for storing any equipment. In addition, the Car-O-Liner® Academy provides training in estimation and measuring. Car-O-Liner® proudly offers a complete solution for an Estimation Bay in a collision repair workshop.



Don't miss out on incremental sales!

The estimation bay is also an important “sales space” for any workshop. They provide an opportunity to offer damage repair other than those that brought the customer into your shop in the first place, such as a paint chip or old parking damage. An unique opportunity for additional sales is provided during the inspection as technicians go through the entire vehicle with the customer. A professionally equipped inspection area is thus a customer environment that helps you to convince the customer that they have made the right choice when choosing their workshop.

Read more for all the details!

A COMPLETE ESTIMATION BAY SOLUTION THAT INCLUDES EQUIPMENT, SOFTWARE AND TRAINING!

PN	ITEM	QTY.
50980	POINTX® II COMPLETE, INCLUDING CABINET For more details see the PointX® II newsletter, available on the TSS Distributor website.	1
50907	WSS 2-SECTION WALL MODULE	1
42714-01	WALL CABINET 150mm inc. shelf	1
44194	WSH504 TOOL HOLDER SET (Tools not included)	1
39744-01	SHELF 900 X 500mm	1
42768-51	RUBBER SHEET for Workbench 39742 and Shelf 39745	1
45612	WSS POINTX® HOOK KIT	1
50690	CDS™35 SCISSOR LIFT For more details see the CDS™35 brochure, available on the TSS Distributor website	1
30491	WSH203 TOOL HOLDER SET	1
C102	COURSE: DAMAGE ESTIMATION - MEASURING	1
0425	COURSE: VISION2™ POINTX®	1



All articles are sold separately to increase flexibility and better meet your customers' needs.

ACADEMY



The ACADEMY provides competence development for workshops within the automotive industry, functioning as a key partner for automotive manufacturing companies in analyzing and implementing competence development solutions.

Our culture is to help and support our customers and partners in their quest to develop their business.


The ACADEMY offers courses to increase proficiency in measuring and assessing collision damaged vehicles.



SCAN THE QR CODE TO SEE ACADEMY'S COURSES AND TRAININGS

WORKSHOP SOLUTIONS


Car-O-Liner's WorkShop Solutions™ provides organized inventory control solutions, such as tool boards, wall sections and separators, that allow you to configure unique work bays to meet your collision repair workshop's space requirements. Wagons/trolleys on wheels can easily be moved to where they are most needed, thus increasing efficiency and decreasing cycle times.



ORGANIZE YOUR SHOP TO ENHANCE EFFICIENCY AND PRODUCTIVITY

SILHOUETTES HELP YOU TO ORGANIZE YOUR TOOLS





With **WorkShop Solutions™** you can increase your profitability by ensuring that your workshop is well-organized and well-planned. Parts silhouettes on the tool boards assure quicker and more efficient repairs as tools and equipment are always in their correct place. No time is wasted finding what is needed to complete the job.



FEATURES AND BENEFITS





- **INVENTORY CONTROL** — Parts silhouettes ensure tools are returned to the proper location
- **ERGONOMIC** — Technicians can find tools and complete repairs faster
- **ATTRACTIVE** — An organized workshop increases customer confidence
- **QUALITY** — Sturdy construction holds multiple parts and gives long life cycles with low maintenance costs
- **SPACE SAVING** — Maximize use of your workshop's wall or wagon space
- **FLEXIBLE** — Product design range to match multiple global car manufacturers' parts designs
- **EASY TO ATTACH/DETACH AND MOVE** the wall panels and shelves from walls to tool wagons

WALL MODULES

WALL MODULES	PN	ITEM
	50907	2-SECTION WALL MODULE L=1830mm H=2400mm
	50908	3-SECTION WALL MODULE L=2730mm H=2400mm
	50909	4-SECTION WALL MODULE L=3630mm H=2400mm
	50910	5-SECTION WALL MODULE L=4530mm H=2400mm

All necessary parts for assembly are included in the wall modules.

OPTIONAL ACCESSORIES










	PN	ITEM
	36185-01	WSA340 BENCH MOUNT HOLDER
	35812-01	SHELF 900mm x 320mm
	39742-01	WORK BENCH 900mm x 600mm
	42768-51	RUBBER SHEET for Workbench 39742 and Shelf 39745

WORKSHOP SOLUTIONS


TOOL CABINETS AND WAGONS

TOOL CABINETS AND WAGONS	PN	ITEM
	42714-01	TOOL CABINET 150, inc. shelf Height: 840mm Width: 900mm Depth: 150mm
	42713-01	TOOL CABINET 320, inc. shelf Height: 840mm Width: 900mm Depth: 320mm
	35815	WSW90 TOOL WAGON, COMPLETE
	43347-01	TOOL WAGON Height: 600mm Width: 800mm Depth: 580mm
	42757-01	WASTE SORTING WAGON Height: 865 mm Width: 800mm Depth: 580mm

ADDITIONAL ACCESSORIES

SHELVES	PN	ITEM
	35812-01	SHELF Length: 900mm Depth: 320mm
	39744-01	SHELF Length: 900mm Depth: 500mm
	39745-01	SHELF Length: 900mm Depth: 600mm
	39742-01	WORKBENCH Length: 900mm Depth: 600mm
	42767-51	RUBBER SHEET For Tool Wagon 43347 and Environmental Wagon 42757 Color: Black
	42768-51	RUBBER SHEET For Workbench 39742 and Shelf 39745 Color: Black
BARS		
	36188-01	BAR 900 BENCHRACK RAMPS
	35814-01	BAR 900
	36185-01	WSA340 BENCH MOUNT HOLDER

TOOL HOLDERS	PN	ITEM
	30491	WSH203 TOOL HOLDER SET <ul style="list-style-type: none"> • 30497 2 x Box 90 x 86 x 55 • 36825 4 x Tool Holder Ø 39 mm • 30486 2 x Can, Oval • 30485 1 x Ring, Round Ø 75 mm • 30484 2 x Can, Round • 30483 10 x Socket Holder • 30482 10 x Clip Holder Ø 15 mm • 36823 10 x Steel Hook L= 50mm • 36827 25 x Steel Hook L= 26 mm
	44194	WSH504 TOOL HOLDER SET <ul style="list-style-type: none"> • 30483 30 x Socket Holder • 30486 5 x Can, Oval • 30485 2 x Ring, Round Ø 75 mm • 30502 2 x Steel Hook L=230mm • 36825 5 x Tool Holder Ø 39 mm • 30482 25 x Clip Holder Ø 15 mm • 36827 5 x Steel Hook L= 26 mm • 30470 20 x Clip Holder Ø 25 mm • 30495 5 x Steel Hook L= 130mm • 30504 12 x Steel Hook L= 110mm • 36187 8 x Clip Holder Ø 30mm • 30468 4 x Tool Holder • 36823 20 x Steel Hook L= 50mm • 30469 20 x Steel Hook L= 30mm • 30481 10 x Plastic Hook L = 30mm



CAR-O-LINER®



car-o-liner.com



Car-O-Liner Group AB
Hulda Mellgrens Gata 1
SE-421 32 Gothenburg, SWEDEN
+46 31 721 10 50 info@car-o-liner.se

Car-O-Liner® (2022) is a trademark of Snap-on® Incorporated. All rights reserved.

Product images are for illustrative purposes only and may differ from the actual product. Car-O-Liner® reserves the right to modify any content without prior notice.