

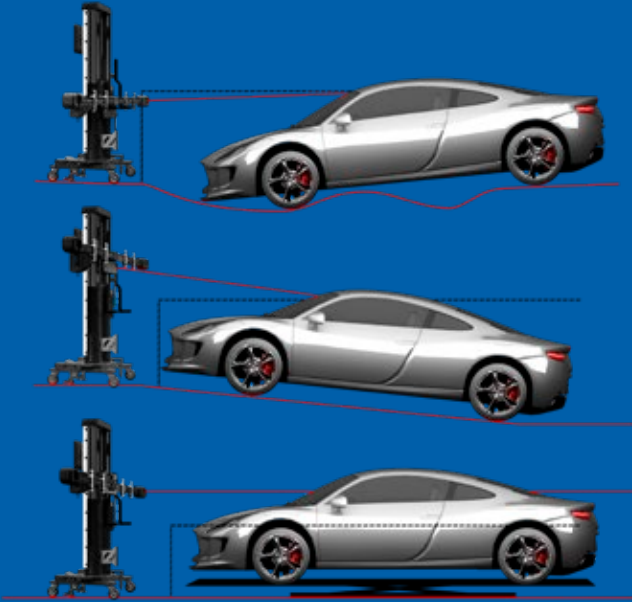
CAR-O-LINER®



TRU-POINT  
ONE-STOP SOLUTION

# FLOOR COMPENSATION

Tru-Point™ automatically compensates for the location of the vehicle. While most systems function by referencing the height of the vehicle from the shop floor, our system measures the height of the targets from the tire contact patch of all four wheels, allowing for the vehicle to be calibrated anywhere in the shop; even on an alignment rack.



# VALIDATION REPORT

For that extra boost of confidence, Tru-Point™ allows shops to get a printout report as evidence that the targets were placed exactly where they needed to be during the procedure, to perform a precise calibration, according to the OEM specifications.



Not only does the printout list and indicate that the target was placed correctly in front of the vehicle for all the possible, unique measurement properties, but it will also confirm that the vehicle's wheel alignment meets the specifications required for calibration.

- THRUST LINE / CENTERLINE
- DISTANCE FROM VEHICLE
- TARGET ROTATION
- TARGET POSITION
- TARGET HEIGHT
- RIDE HEIGHT
- ALIGNMENT
- STEERING ANGLE

# PRECISION

Achieving the highest level of precision is no longer a problem. A simple color-coded visual indicator allows you to easily identify the exact location for target placement, going from red to green. Done!



## TECHNICAL SPECIFICATIONS

Tire Size (AC400)	19"-39"	(48.3cm - 99.1cm)
Dimensions (HxWxD)	Arms Extended: 82"x113"x30"   208x287x76cm	Arms Folded: 82"x53"x30"   208x135x76cm
Weight	Equipment: 376 lbs.   171 kg	Shipping: 512 lbs.   232 kg
Power requirements	100-240V	
Display	24" TFT	

## ACCESSORIES

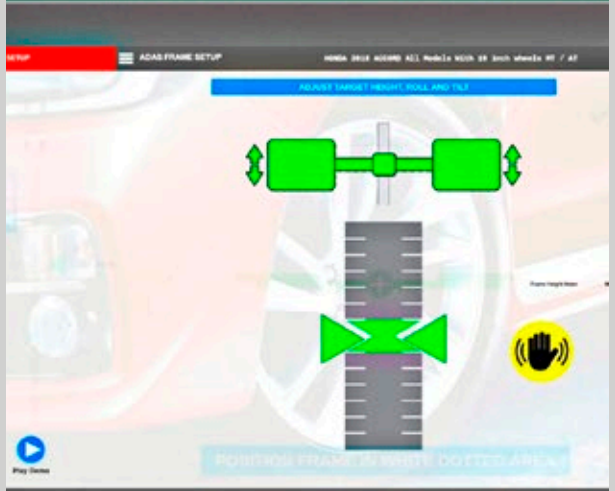
- Two Wheel Chocks
- AC400 Clamps








CHECK



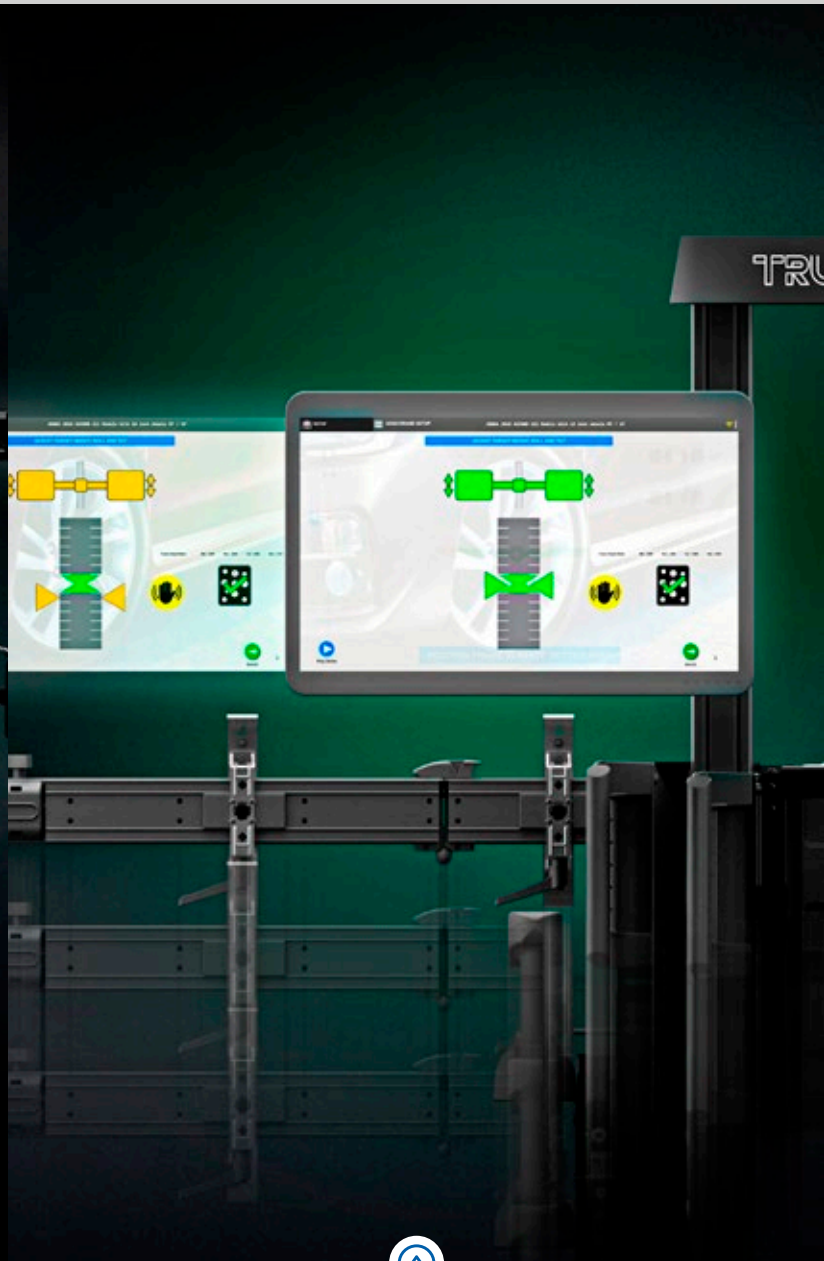
PLACE

# CHECK



Tru-Point™ uses highly accurate advanced camera technology to create a three-dimensional model of the vehicle to provide you with a complete analysis of the vehicle alignment condition in under a minute, right on the shop floor. Avoid wasting time and money performing any repair without confirmation that the vehicle is within OEM specification before an ADAS recalibration occurs.

# PLACE



Tru-Point™ streamlines the process to quickly help you place the targets in the precise OEM-required location without lasers and tape measures or the need for a level floor, without worrying about any reference value, guidebook, or manual inputs.





CALIBRATE



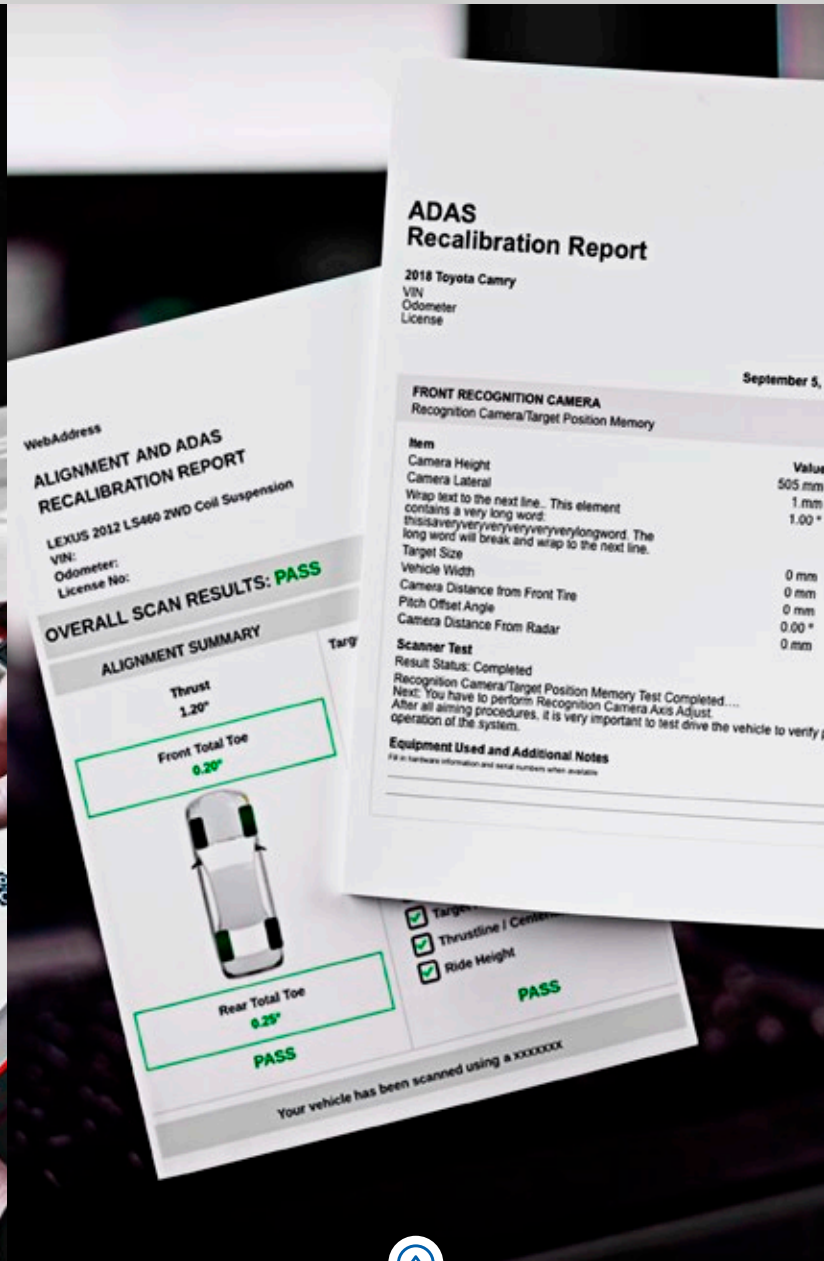
PROVE

# CALIBRATE



Designed to grant you total freedom, Tru-Point™ allows you to use any ADAS-capable scan tool to complete the calibration process. For the most robust features and comprehensive, market-leading ADAS coverage, choose Snap-on diagnostics scan tools to complete the job. Additionally, the system's support of remote assistance tools allows for further expansion of your shop's calibration capabilities, especially when working on newer model vehicles.

# PROVE



An accurate, easy-to-read report provides proof that you executed all steps required for a perfect calibration, guaranteeing you are putting a safe vehicle back on the road again, as well as increasing your customer's satisfaction and their confidence in your business.

Tru-Point™ validates the alignment of the vehicle, placement of the targets and compliance to OEM specifications. By using a Snap-on scan tool, you can also confirm completion of the calibration process.

# PERFORM CALIBRATIONS WITH THE TYPE OF VALIDATION YOU WERE WAITING FOR

CAR-O-LINER®


If you're looking for ways to grow your business, you need to have visibility of what the naked eye can't see.

Tru-Point™ uses highly accurate advanced camera technology, targets, and top-of-the-line software to quickly uncover any alignment problems the vehicle might have so you can perform a perfect ADAS calibration.

Tru-Point™ streamlines the process from beginning to end with simple, real-time, and interactive visual indication, eliminating the need for manual measurements or complicated guide references. Our intuitive ergonomic controls enhance the on-screen indications to easily and precisely position the system to meet OEM specifications.

By creating a three-dimensional model of the vehicle and its surroundings, only Tru-Point™ can check if the vehicle meets the required OEM alignment specifications and also automatically compensate for the levelness of the workshop floor.

Tru-Point™ provides job quality and increased productivity, eliminating uncertainty so you can focus on your business and customer satisfaction.



## ALIGNMENT CHECK

The system not only checks the ADAS-related alignment values, it also closely monitors each step of the setup procedure, making sure that the process was completed to meet OEM safety specifications.

- OEM COMPLIANT
- VEHICLE ALIGNMENT CHECK
- PROOF OF TARGET PLACEMENT
- LEVEL FLOOR NOT REQUIRED
- NO MANUAL MEASUREMENTS

## BUILD YOUR OWN SYSTEM

You can shop with confidence for calibration targets and the most current data for the vehicle makes and models you work with, ensuring that all your calibrations are done accurately and efficiently.



[mytru-point.com](http://mytru-point.com)





1- FOOT PEDAL



2- LOCKS



3- PRECISION  
BEAM  
ADJUSTMENT



4- HEIGHT ADJUST



5- FOLDING ARMS



6- CAMERA  
SYSTEM



7- SOFTWARE



8- SWING ARM  
MONITOR

## AUGMENTED REALITY EXPERIENCE

Our custom app will allow you to explore Tru-Point™ in a whole new way through hyper-realistic 3D augmented reality.



Snap-on® Total Shop Solutions offers a wide range of garage equipment solutions for workshops, garages, car dealers and tyre shops, thanks to the specific solutions provided by its portfolio of premium brands. Caroliner® is a brand of TSS and is committed to product innovation and improvement. Therefore, specifications listed in this sell sheet may change without notice. ©2022 Snap-on Incorporated. Caroliner® is a trademark, registered in the United States and other countries, of Snap-on Incorporated. All rights reserved. All other marks are marks of their respective holders.